

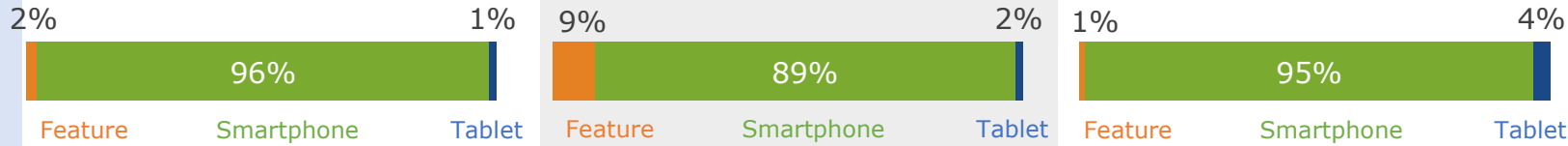
	ASIA	NORTH AMERICA	EUROPE
Form Factor	<p>3% 4%</p> <p>93%</p> <p>Feature Smartphone Tablet</p>	<p>2% 4%</p> <p>94%</p> <p>Feature Smartphone Tablet</p>	<p>2% 4%</p> <p>94%</p> <p>Feature Smartphone Tablet</p>
Top 10 Smartphones	<p>Apple iPhone 11 3.5%</p> <p>Apple iPhone 13 Pro Max 3.1%</p> <p>Apple iPhone 12 Pro Max 2.7%</p> <p>Apple iPhone 11 Pro Max 1.8%</p> <p>Apple iPhone 13 1.7%</p> <p>Apple iPhone 13 Pro 1.6%</p> <p>Apple iPhone 12 Pro 1.5%</p> <p>Apple iPhone 12 1.4%</p> <p>Apple iPhone XS Max 1.3%</p> <p>Apple iPhone 7 Plus 1.1%</p>	<p>Apple iPhone 11 5.9%</p> <p>Apple iPhone 13 3.1%</p> <p>Apple iPhone 13 Pro Max 2.9%</p> <p>Apple iPhone 12 2.7%</p> <p>Apple iPhone 12 Pro Max 2.2%</p> <p>Apple iPhone XR 2.2%</p> <p>Apple iPhone 13 Pro 1.9%</p> <p>Apple iPhone 12 Pro 1.5%</p> <p>Apple iPhone 11 Pro Max 1.3%</p> <p>Apple iPhone SE (2020) 1.1%</p>	<p>Apple iPhone 11 6.9%</p> <p>Apple iPhone 12 4.2%</p> <p>Apple iPhone 13 4.0%</p> <p>Apple iPhone 13 Pro Max 2.6%</p> <p>Apple iPhone XR 2.6%</p> <p>Apple iPhone 13 Pro 2.2%</p> <p>Apple iPhone 12 Pro Max 2.1%</p> <p>Apple iPhone 12 Pro 1.8%</p> <p>Apple iPhone SE (2020) 1.7%</p> <p>Apple iPhone 8 1.6%</p>
Smartphone Operating System	<p>70% 29%</p> <p>Android iOS</p>	<p>45% 55%</p> <p>Android iOS</p>	<p>60% 40%</p> <p>Android iOS</p>
Smartphone Diagonal Size (inches)	<p>2 - 3 0%</p> <p>3 - 4 0%</p> <p>4 - 4.5 0%</p> <p>4.5 - 5 3%</p> <p>5 - 5.5 4%</p> <p>5.5 - 6 10%</p> <p>6 - 6.5 34%</p> <p>6.5+ 49%</p>	<p>2 - 3 0%</p> <p>3 - 4 0%</p> <p>4 - 4.5 0%</p> <p>4.5 - 5 4%</p> <p>5 - 5.5 2%</p> <p>5.5 - 6 9%</p> <p>6 - 6.5 41%</p> <p>6.5+ 43%</p>	<p>2 - 3 0%</p> <p>3 - 4 0%</p> <p>4 - 4.5 0%</p> <p>4.5 - 5 4%</p> <p>5 - 5.5 4%</p> <p>5.5 - 6 10%</p> <p>6 - 6.5 39%</p> <p>6.5+ 42%</p>

SOUTH AMERICA

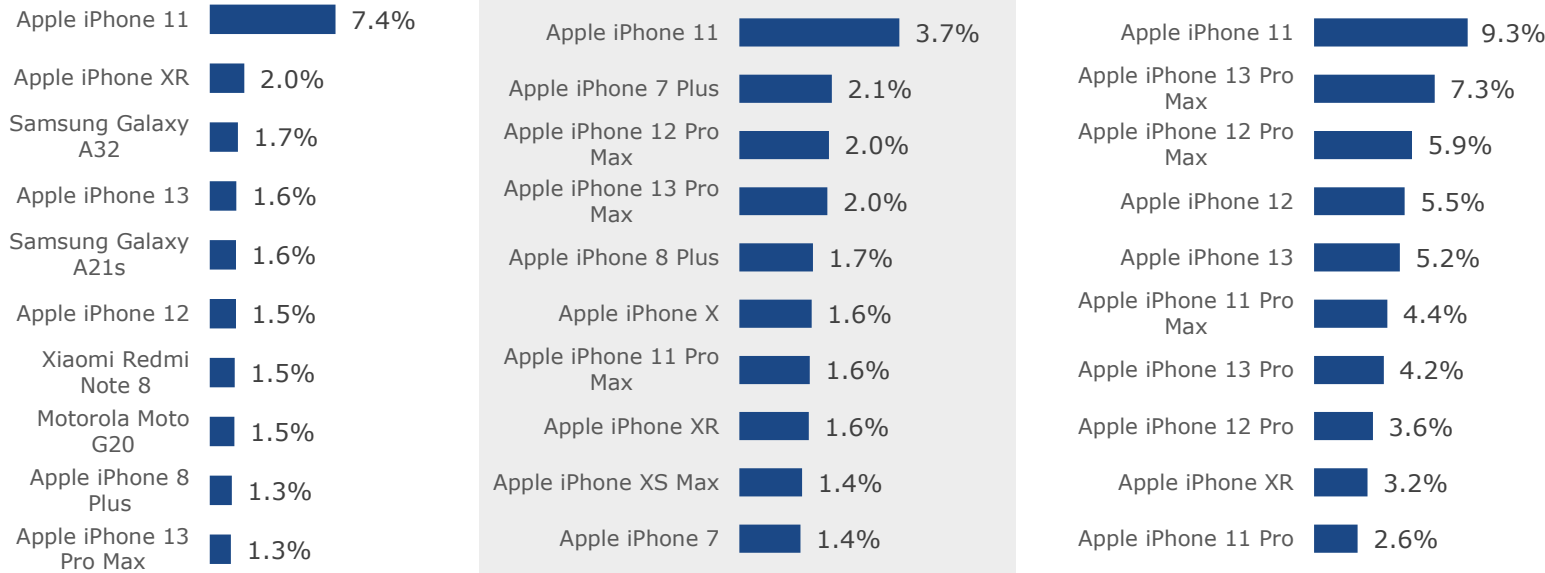
AFRICA

OCEANIA

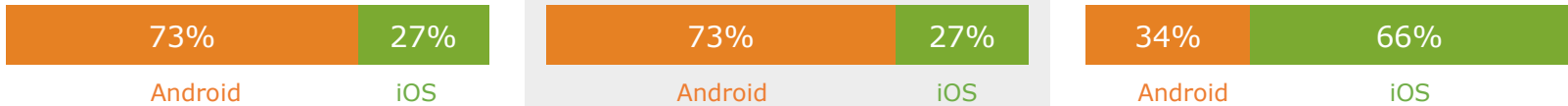
Form Factor



Top 10 Smartphones



Smartphone Operating System



Smartphone Diagonal Size (inches)

